

Project and Program Information and Impact Reporting System (PIIRS)

Progress, Plans and focus on Gender Equality

March 2014

What is PIIRS?



- A **CI-wide system** for collecting, accessing and reporting relevant information about our work.
- A system that strengthens **knowledge management** across the organization.
- A system that is **simple, cost-effective and user friendly**.



PIIRS Modules



Document Repository
(Module 5)

Program Management
Information
(Module 4)

Program Quality
Information
(Module 3)

Outcome and Impact
Reporting
(Module 2)

Basic Project and Program
Information (Module 1)

Module 1: Basic project and program data



Module 1: Basic project and program data



Data for informing the general public, donors, staff and others about the **breadth and reach** of CARE' work.

- **Data categories** developed based on a survey with over 100 staff.
- Control of **quality of data** by PIIRS staff.
- **Web-based platform** for easy access and reports (FY14 data collection) – all basic project and program data in one place!



Basic FY13 data



GLOBAL DATA FOR FY13

CARE countries: 86

CARE projects: 927

Total direct participants: 97,039,494

Total indirect participants: 260,211,587

CARE humanitarian projects: 172

Total direct participants: 4,346,772

Total indirect participants: 8,366,366

CARE long-term development projects: 790

Total direct participants: 92,934,810

Total indirect participants: 254,101,663

Basic FY13 Data: regions



Asia and the Pacific Direct participants: 74,820,629 Indirect participants: 218,020,068 Projects: 256 Countries: 17	Latin America and Caribbean Direct participants: 2,229,792 Indirect participants: 7,138,269 Projects: 177 Countries: 11	Middle East, North Africa and Europe Direct participants: 671,460 Indirect participants: 930,283 Projects: 112 Countries: 17
East and Central Africa Direct participants: 6,887,402 Indirect participants: 12,503,321 Projects: 185 Countries: 11	Southern Africa Direct participants: 4,039,262 Indirect participants: 6,241,689 Projects: 87 Countries: 7	West Africa Direct participants: 8,390,949 Indirect participants: 15,377,957 Projects: 110 Countries: 11

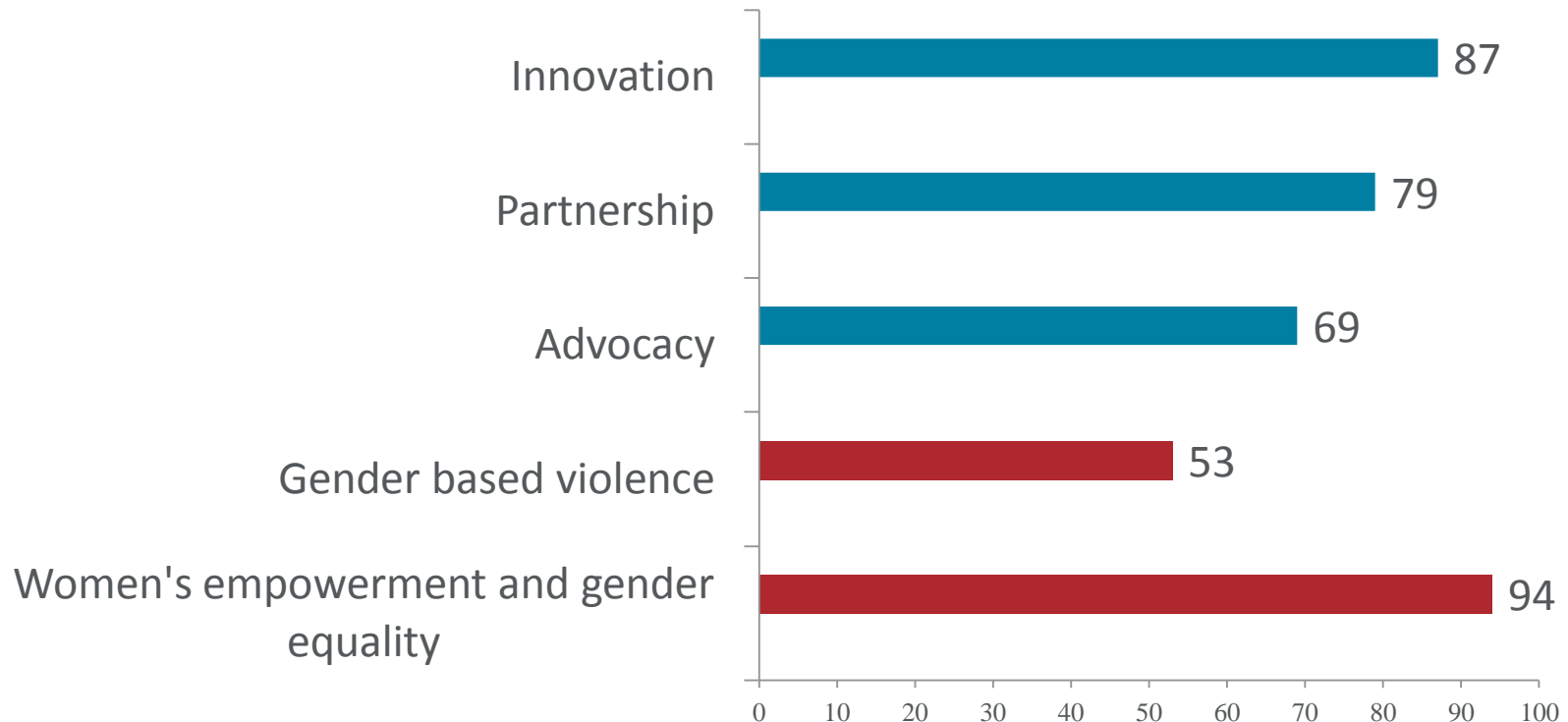
Participants in gender equity actions by region

	Gender equity	All projects	%
Asia and the Pacific	50,604,190	74,820,629	67.6
East and Central Africa	236,570	6,887,402	3.4
Latin America & Caribbean	9,509	2,229,792	0.4
Middle East, North Africa & Europe	42,601	671,460	6.3
Southern Africa	170,831	4,039,262	4.2
West Africa	84,969	8,390,949	1.0
All CARE	51,148,670	97,039,494	52.7

Basic FY13 Data: strategic elements



Percentage of projects that include strategic elements of
CARE 2020 (%)



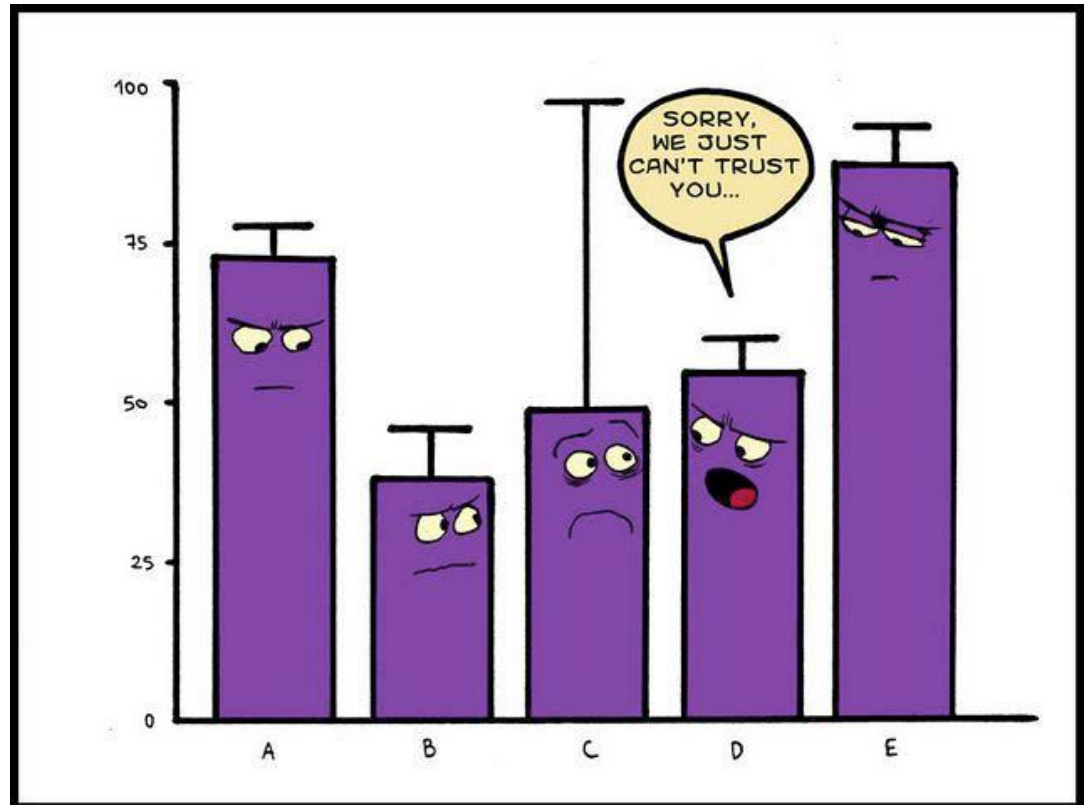
Module 2: Impact reporting



Outcome and Impact
Reporting

Impact Reporting

- Impact reporting guidance (progressively by themes)
- CARE yearly impact report



Impact measurement guidance



Improve CARE's impact reporting at program level and strengthen the capacities required for this

- Define guidance on most appropriate methods for consolidating evidence of CARE's program impact, especially for priority themes of the emerging CARE 2020 Program Strategy
- Provide technical assistance to programs for M&E.



Yearly impact report



CARE yearly impact report

- Yearly impact report featuring the **depth** of our work (one theme every year).
- External stakeholder survey showing how our contribution and impact is viewed by others.

First CARE Global Impact Report focusing on GBV (April/May 2014)



Impact Report



CARE 2014 impact report

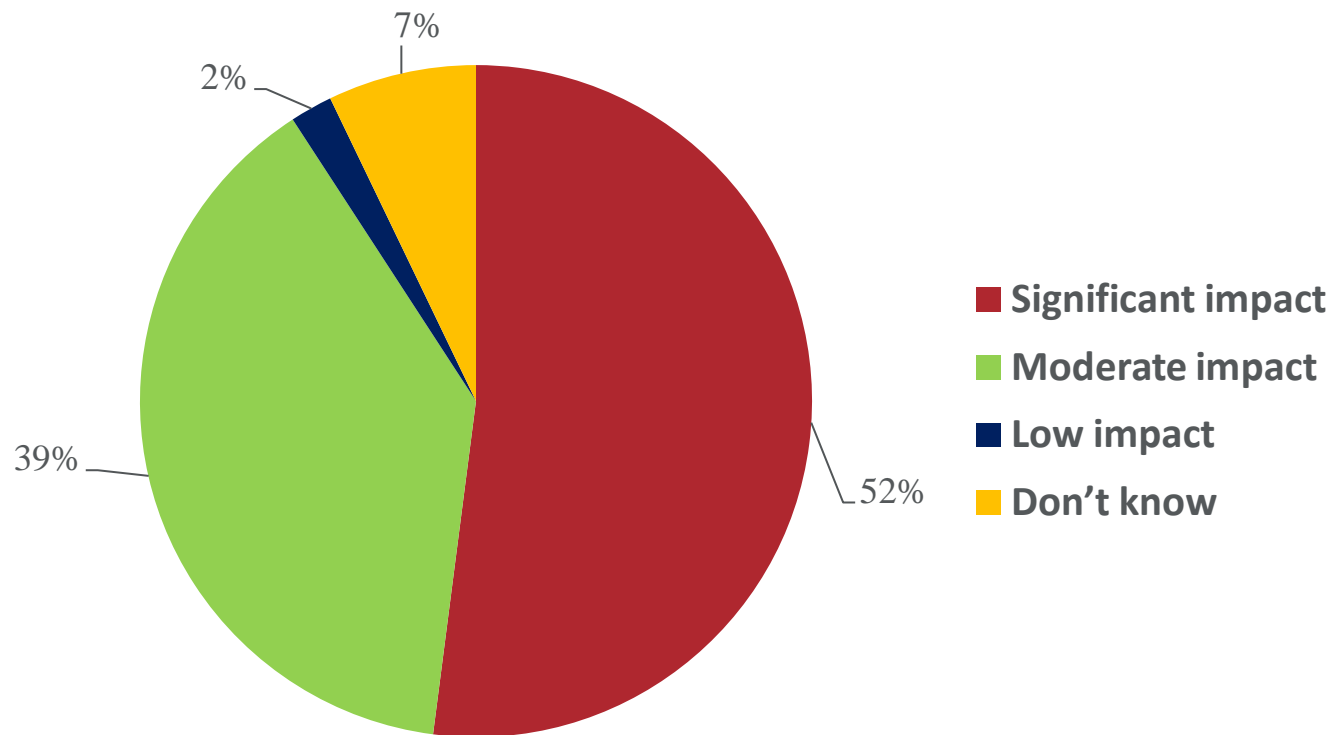
- 104 partners responded to survey about our GBV work.
- PIIRS team reviewed 46 GBV program evaluations.
- Report features evidence from 3 types of GBV programs:
 - Influencing norms that condone violence against women and girls
 - Supporting and improving prevention and protection services
 - Supporting legislation and its enforcement



GBV partner survey



% of partners by opinion about the impact of CARE's programs on GBV



Examples of impact report



Nepal: Discussions in Reflect Centers motivate women and men to discover discriminatory systems and practices as the barrier for their progress. Facilitating discussion about issues regarding discrimination against women, specifically about violence against women and girls, they learn about the laws against domestic violence. Group-based peer education and support groups from community members improve communication and motivate more equitable gender roles.

**GBV at household level
decreased by 30%.**

(Proportion of women
that reported non-
occurrence of GBV events
at household level
increased from 60% in
2010 to 90% in 2012)

PIIRS Modules



Document Repository
(Module 5)

Program Management
Information
(Module 4)

Program Quality
Information
(Module 3)

Outcome and Impact
Reporting
(Module 2)

Basic Project and Program
Information (Module 1)